


# 260MRT

## MINI ROUGH TERRAIN SCISSOR LIFT



**Standard Four-Wheel  
Drive for Terrainability**



**Large, High Capacity  
Work Platform**



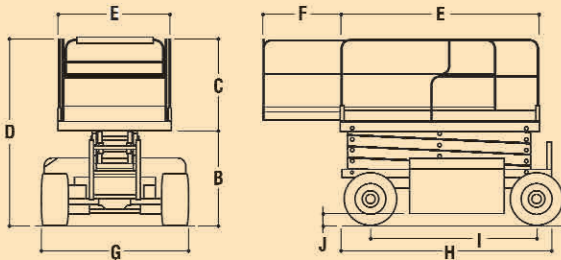
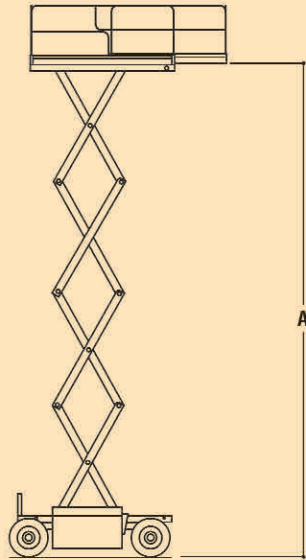
**Strengthened Arm  
Stack for Improved  
Stack Rigidity**

[www.jlg.com](http://www.jlg.com)

**JLG**®



# JLG MODEL 260MRT



## DIMENSIONAL DATA

A. Platform Height Elevated	26 ft. (7.92 m)
B. Platform Height Lowered	4 ft. 1.5 in. (1.26 m)
C. Platform Railing Height	3 ft. 7.5 in. (1.0 m)
D. Overall Height	7 ft. 9.5 in. (2.37 m)
E. Platform Size	65 x 102 in. (1.65 x 2.59 m)
F. Platform Extension	4 ft. (1.22 m)
G. Overall Width	5 ft. 9 in. (1.75 m)
H. Overall Length (no outriggers)	8 ft. 9 in. (2.67 m)
I. Wheelbase	6 ft. 6 in. (1.98 m)
J. Ground Clearance	8 in. (20 cm)
Platform Capacity	1,250 lbs. (567 kg)
Capacity on Deck Extension	300 lbs. (136 kg)
Lift/Lower Speed	27/21 sec.
Maximum Drive Height	Full Height
Gross Vehicle Weight	7,300 lbs. (3,311 kg)

## CHASSIS

Drive Speed-Lowered	3.5 mph (5.6 kph)
Drive Speed-Elevated	0.4 mph (0.6 kph)
Gradeability	35%
Turning Radius (inside)	84 in. (2.13 m)
Tire Size/Type	26 x 12 Lug Tread
Brakes	Spring Applied Hydraulically Released

## POWER SYSTEM

Dual Fuel Engine	Kubota 24.5 hp (18.3 kW)
Diesel Engine	Kubota 26 hp (19.4 kW)
Fuel Tank Capacity	7.5 gal. (28.4 L)
Hydraulic Reservoir	15 gal. (56.9 L)

# PERFORMANCE FEATURES

## Standard Features

- 65 x 102 in. (1.65 x 2.59 m) Steel Platform
- 4 ft. (1.22 m) Manual Roll-Out Deck Extension
- Fold-Down Platform Rails
- Moveable, Removable Platform Control Box
- Proportional Hydrostatic Drive Control with Thumb Steer
- Proportional Lift Up
- 110V-AC Receptacle in Platform
- Horn
- Hourmeter
- 3 Degree Slope Alarm and Light
- Descent Alarm
- Lubrication-Free Scissor Arm Bushings
- Scissor Maintenance Prop

- Manual Descent Pull Cable
- Heavy Gauge Steel Chassis Hoods
- Nickel Plated Pins, Yellow Zinc-Chromate Plated Fasteners
- Kubota 750 Water Cooled, 22 hp Dual Fuel Engine
- 26 x 12 in. Lug Tread Tires

## Available Options

- 26 x 12 Foam Filled Tires
- Platform Work Lights
- Full Swing-Gate
- 110V-AC Generator
- All Motion Alarm
- Flashing Beacon
- 33.5 lb. (19.73 Kg) Propane Tank
- Hydraulic Leveling Jacks

## Big Performance in a Small Package

Only JLG can put this much performance in such a compact scissor lift. The 260MRT Mini Rough Terrain Scissor Lift delivers exceptional mobility on or off slab thanks to a narrow 69-inch (1.75 m) chassis that fits into tight spaces and standard four-wheel drive that travels 35% grades. Large deck space and large capacity are advantages that make a big difference in productivity!

## Major Advantages

- Standard four-wheel drive with 35% gradeability
- Large, high-capacity operator work platform
- Stronger armstack
- Simplified ground control wiring for ease of service

## The JLG "1 & 5" Warranty

JLG Industries, Inc. backs our products with our exclusive "1 & 5" Warranty. We provide coverage on all products for one (1) full year, and cover all specified major structural components for five (5) full years. Due to continuous product improvements, we reserve the right to make specification and/or equipment changes without prior notification. This machine meets or exceeds applicable OSHA Regulations in 29 CFR 1910.67, 29 CFR 1926.453 and ANSI A92.6-1999 as originally manufactured for intended applications.

## The JLG Promise

*Whether you rent or own a JLG lift, you can expect the best in terms of safety, reliability, productivity and ease of use for the operator.*

## JLG Industries, Inc.

1 JLG Drive  
 McConnellsburg, PA 17233-9533  
 Telephone 717-485-5161  
 Toll-free in US 877-JLG-LIFT  
 Fax 717-485-6417  
[www.jlg.com](http://www.jlg.com)

